



MOBILAIR® M 135/M 170/M 171

Portable Compressors

With the world-renowned SIGMA PROFILE

Flow rate 10.5 to 17.0 m³/min (370 – 600 cfm)

MOBILAIR® M 135/M 170/M 171

The perfect energy-saving combination: Deutz engine and KAESER airend

The powerful combination of an energy-saving Deutz engine and the highly efficient KAESER SIGMA PROFILE rotary screw airend delivers outstanding performance with considerably reduced fuel consumption. It should therefore be no surprise that MOBILAIR M 135/ M 170/ M 171 compressors can easily perform for an entire work shift without the need for refuelling.

Furthermore, users not only benefit from the quality of two world-class products, but can also rely on the comprehensive KAESER KOMPRESSOREN and Deutz global service networks to ensure maximum machine availability.

Thanks to a diesel particulate filter fitted as standard, the M 171 is certified in accordance with EC Directive 2004/26, Stage IIIB, and the US emissions standard EPA Tier 4 interim.

Exceptional versatility

The MOBILAIR M 135, M 170 and M 171 are in a class of their own when it comes to versatility, as they can be specifically tailored to meet the needs of the relevant application.

Options include compressed air treatment components, a choice of a fully galvanised chassis with overrun brake and a fixed or height adjustable tow bar, or stationary versions either installed on skids or machine mounts.

Ambient temperature

Standard units are rated for ambient temperatures between -10 and +50 °C. A version for lower ambient temperatures is also available.

Simple to operate

Electronically controlled engine start and the ability to switch over manually from idling to full load operation ensures a reliable, gentle start when operating the unit in cold ambient conditions.

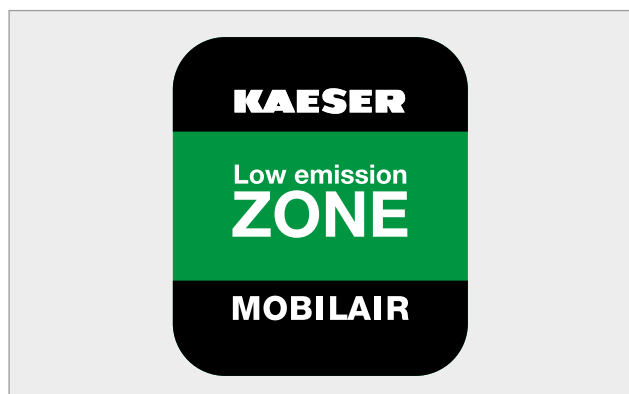
The SIGMA CONTROL MOBIL controller and intuitive operation mean that only 3 buttons are required to operate the compressor. Features also include automatic monitoring and shutdown and a metal cover flap to protect the control panel.

Excellent accessibility

The user-friendly design of the M 135/M 170/M 171 not only ensures simple operation and outstanding manoeuvrability: the units' large enclosure doors also provide excellent component accessibility for unrivalled ease of service. Stationary systems are equipped as standard with maintenance connections for draining of engine oil and compressor fluid.

Low-emission zone

The M 171 is certified in accordance with EC Directive 2004/26, Stage IIIB for pure-air operation – not only in emissions-free zones. With a diesel particulate filter fitted as standard, the MOBILAIR 171 meets the stringent requirements of the Swiss Clean Air Act.



Compact and efficient powerhouses





Perfect performance – even in extreme conditions



Simple and convenient pressure adjustment

Using the arrow keys, system pressure can be precisely adjusted in 0.1 bar steps on the SIGMA CONTROL MOBIL's display. This not only enhances flexibility but, in combination with the electronic inlet valve control, also achieves significant energy savings – especially when operating in partial load.



Separate air filters for engine and compressor

Optimised design and separate air filters considerably enhance reliability and service life. The filters can be changed on-site quickly and easily as required.



Oil temperature control

The automatically controlled thermostatic valve shortens the warm-up period and ensures that optimal operating temperature is reached quickly and reliably. It therefore protects the compressor's fluid circulation loop from excessive condensate accumulation. This in turn significantly extends cooling fluid and separator cartridge service life and also increases the unit's long-term durability.



Large capacity, transparent fuel tank

When fully filled, the tank carries sufficient fuel for an entire work shift without the need for refuelling. For ease of operation, the fuel level can be seen at a glance via the analogue fuel gauge; an automatic shut-down feature is activated when the fuel level becomes too low. A pre-warning from the SIGMA CONTROL MOBIL provides additional peace of mind.

Available equipment

Pressure variants

Models are available in various pressure versions ranging from 8.6 to 14 bar. Pressure is easy to adjust in 0.5 bar steps (from 5 bar to 0.5 bar above nominal pressure) using the SIGMA CONTROL MOBIL's arrow keys. The pressure adjustment feature can also be electronically disabled to prevent tampering.

Industrie 4.0 @ Mobilair

The MOBILAIR Fleet Management online tool provides operators with a range of data including working pressure, fuel level, service alerts, location and machine loading. The system optimises service processes by sending notifications regarding e.g. fault causes and upcoming scheduled maintenance measures.

Suitable for refinery use

A certified spark arrestor is available for refinery applications. The engine shut-off valve automatically shuts the machine down upon intake of combustible gases.

Closed floor pan

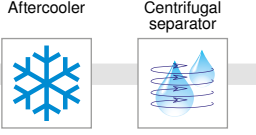
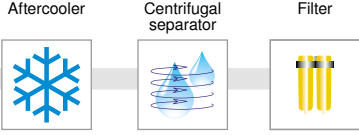
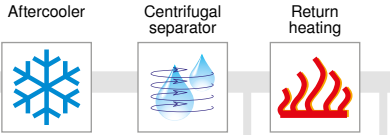
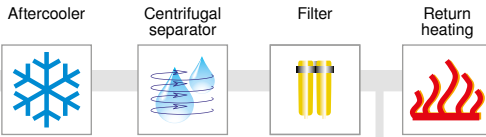

The closed floor pan immediately catches all liquids and therefore prevents potential soil contamination in environmentally sensitive zones. All drainage holes are sealed with screw plugs.

Compressed air treatment

With the optional aftercooler, the compressed air is cooled to 7 °C above ambient temperature. The condensate is removed via a centrifugal separator and is subsequently evaporated by the hot exhaust gases from the engine. A filter combination can be equipped for applications requiring technically oil-free compressed air and a plate-type heat exchanger can be installed for compressed air return heating purposes.

Machines with the optional compressed air aftercooler and return heating combination allow users to easily adjust the compressed air discharge temperature to meet the needs of the specific application.

Compressed air treatment system variants

<p>System A</p> <ul style="list-style-type: none"> - Cool - Condensate-free 		<p>Cool, condensate-free compressed air (100 % saturated), for compressed air tools and temporarily replacing stationary compressors</p>
<p>System F</p> <ul style="list-style-type: none"> - Cool - Condensate-free - Filtered 		<p>Cool, condensate-free compressed air (100 % saturated), free from contaminant particles and technically oil-free in accordance with applicable regulations</p>
<p>System B</p> <ul style="list-style-type: none"> - Warmed - Dried 		<p>Dried compressed air, warmed to at least 20 °C, for working at sub-zero temperatures and with longer air lines</p>
<p>System G</p> <ul style="list-style-type: none"> - Warmed - Dried - Filtered 		<p>Dried compressed air, warmed to at least 20 °C, free from contaminant particles and technically oil-free in accordance with applicable regulations</p>
<p>Fresh air</p> <p>As partial flow</p>	 <p>Does not provide protection against carbon monoxide (CO) or other noxious gases</p>	<p>Odour-free fresh air connected via a separate quick-release coupling</p> <p>(Only in combination with F or G systems)</p>

Technical specifications

Model	Compressor				Diesel engine (water-cooled)				Complete system				
	Flow rate		Operating pressure		Make	Type	Engine rated power	Speed at full load	Fuel tank capacity	Operational weight ¹⁾	Sound power level ²⁾	Sound pressure level ³⁾	Compressed air outlet
	m ³ /min	cfm	bar	PSI									
M 135	13.0 12.0 10.5	460 425 370	10 12 14	145 175 200	Deutz	TCD 2013 L04 4-cylinder (IIIA/Tier 3)	122	2000	200	2500	Export	Export	3 x G ^{3/4} 1 x G2
M 170	17.0 15.5 13.5 11.5	600 550 475 405	8.6 10 12 14	125 145 175 200	Deutz	TCD 2012 L06 6-cylinder (IIIA/Tier 3)	128	1800	200	2600	Export	Export	3 x G ^{3/4} 1 x G2
M 171	17.0 15.5 13.5 11.5	600 550 475 405	8.6 10 12 14	125 145 175 200	Deutz	TCD 6.1 L06 6-cylinder (IIIB/Tier 4 interim)	129	1800	200	2650	≤99	68	3 x G ^{3/4} 1 x G2



¹⁾ Weight specifications for standard machine without compressed air treatment

²⁾ Guaranteed sound power level as per Directive 2000/14/EC

³⁾ Measuring surface sound pressure level as per ISO3744 (r=10m)

Dimensions

Version: Height adjustable		
Version: Fixed		
Version: Skids		
Version: Stationary		

The world is our home

As one of the world's largest compressed air system providers and compressor manufacturers, KAESER KOMPRESSOREN is represented throughout the world by a comprehensive network of branches, subsidiary companies and authorised partners in over 140 countries.

With innovative products and services, KAESER KOMPRESSOREN's experienced consultants and engineers help customers to enhance their competitive edge by working in close partnership to develop progressive system concepts that continuously push the boundaries of performance and compressed air efficiency.

Moreover, the decades of knowledge and expertise from this industry-leading system provider are made available to each and every customer via the KAESER group's global computer network.

These advantages, coupled with KAESER's worldwide service organisation, ensure that every product operates at the peak of its performance at all times and provides maximum availability.



KAESER KOMPRESSOREN SE

P.O. Box 2143 – 96410 Coburg – GERMANY – Tel +49 9561 640-0 – Fax +49 9561 640-130
e-mail: productinfo@kaeser.com – www.kaeser.com